

NOTICE DE MONTAGE
ASSEMBLING INSTRUCTIONS
ISTRUZIONI DI MONTAGGIO
MONTAGEANLEITUNG
ISTRUCOES DE MONTAGEM
MANUAL DE MONTAJE
UPUTE ZA MONTAŽU
KURULUM TALIMATLARI



MOLTO_DE AL1AR


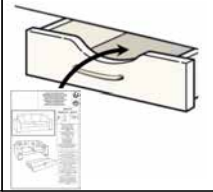
VERSION: 01 – 06/2018



x2



10 min



AVANT DE COMMENCER, SE
REPORTER AUX CONSEILS
DE MONTAGE EN ANNEXE
BEFORE STARTING, REFER
TO THE ASSEMBLING ADVICE
IN ANNEX
PRIMA DI COMINCIARE VERIFICATE LE
ISTRUZIONI DI MONTAGGIO
VOR DER MONTAGE, BITTE
BEILIEGENDEN ANWEISUNGEN
FOLGEN
ANTES DE COMERÇAR, ADIAR-
SE AOS CONSELHOS DE
MONTAGEM EM ANEXO
ANTES DE EMPEZAR
CONSULTE LOS CONSEJOS
PARA EL MONTAJE
PRIJE POÇETKA MONTAŽE MOLIMO PAŽLJIVO
PROČITAJTE UPUTE ZA MONTAŽU
BAŞLAMADAN ÖNCE EKTEKI KURULUM
TALIMATLARINI OKUYUNUZ.

Attention ! Pour toute réclamation
veuillez bien garder l'étiquette SAV collée
au-dessous du meuble

Attenzione! Per favore conservate
l'etichetta presente su ogni componente
per eventuali reclami

Achtung! Unter dem Moebel befindet sich
ein Etikett. Bitte bewahren Sie das Etikett
bezüglich einer Reklamation auf

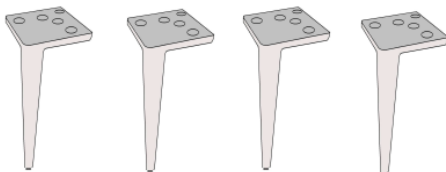
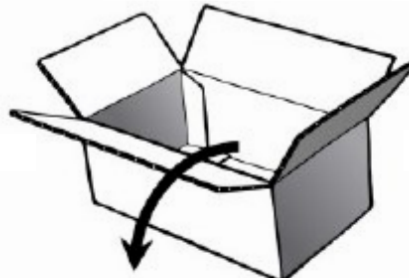
Attention! There is a label under every
piece of furniture. Please keep it for
possible complaints

Atención! Existe una etiqueta debajo de
cada mueble. Por favor, quédensela para
posibles futuras quejas

Atencao! Abaixo do móvel se encontra
uma etiqueta. Por favor nao remova
esta e mantem a etiqueta para qualquer
reclamação

Važno! svaki proizvod ima svoju
najljepnicu na dnu. Molimo vas da ju
sačuvate za eventualne reklamacije

Dikkat önemli ! Bu etiketi lütfen
çıkartmayınız. İleride oluşabilecek bir
problem için saklayınız. Bu bilgi bize
problemin hızlı çözülmesi için gerekli
olacaktır.



A


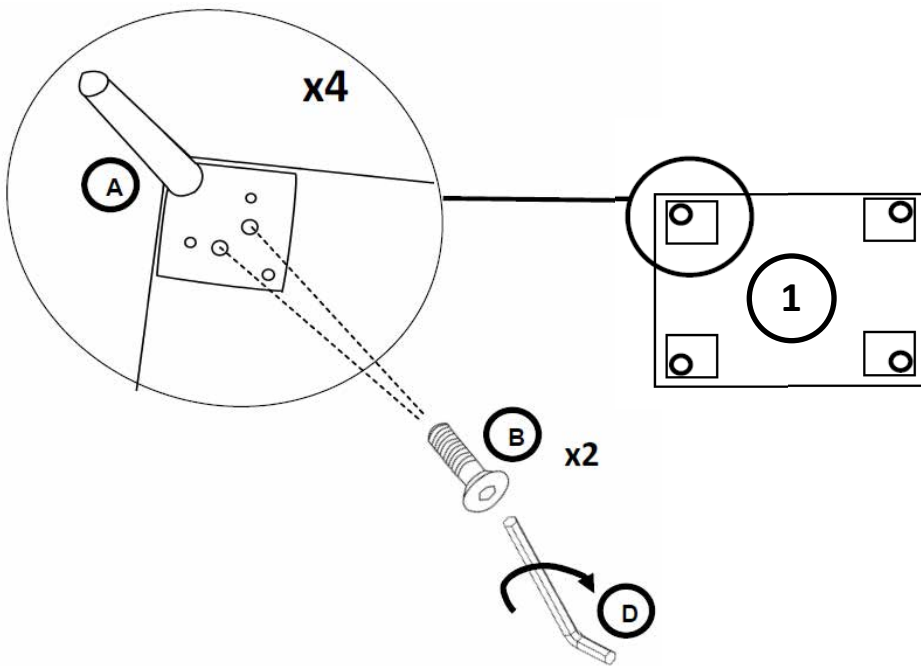
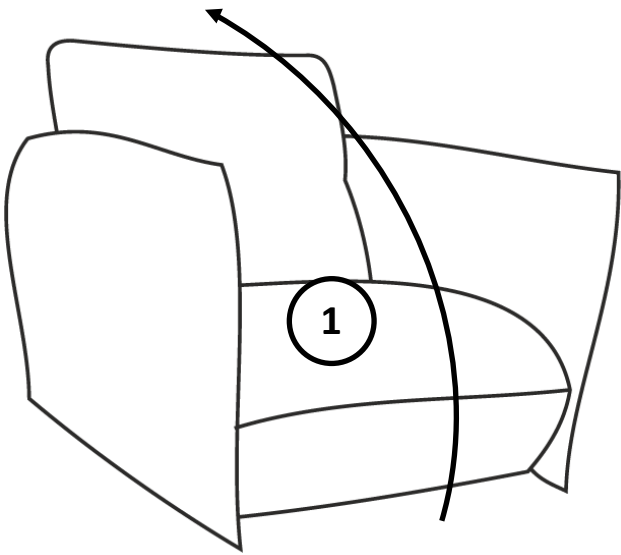



X8

Vis M10x40

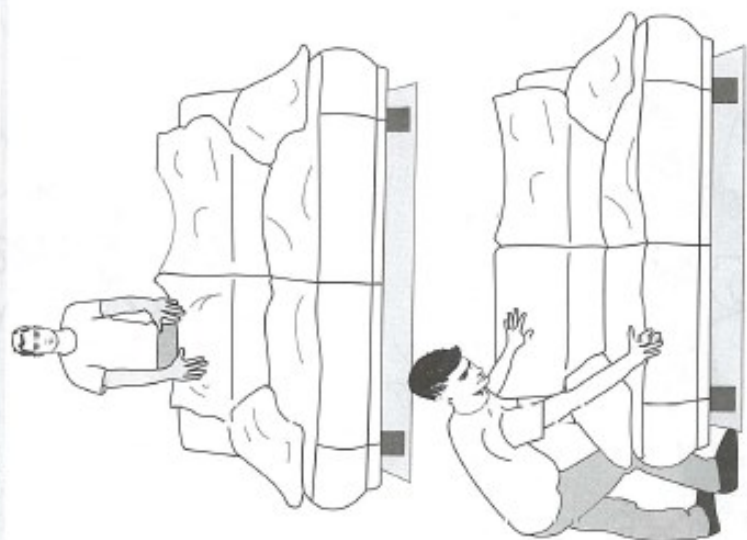


X1





1



2



3

