

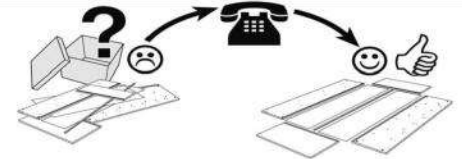
Austin (1R/MEDIUM/VK/ERV/2M/EB)



- | | |
|----------------------------------|--------------------------------|
| (DE) Montageanleitung | (FR) Notice de montage |
| (PL) Instrukcja montażu | (RO) Instrucțiuni de asamblare |
| (NL) Handleiding voor de montage | (SK) Montážny návod |
| (GB) Assembly instructions | (CZ) Montážní návod |
| (TR) Montaj talimatı | (HU) Szerelési útmutató |
| (RU) Инструкция по монтажу | (SLO) Navodila za montažo |
| (IT) Istruzioni di montaggio | |

Service - Servis - Dienstverlening - Servis - Serwis - Сервисная служба - Servizio - Service
 Serviciu - Služby - Szolgáltatás - Storitev

Name - Nazwa - Naam - Name - Isim - название
 Nome - Nom - Numele - Meno - Jméno - Neve - Ime











Austin (1R/MEDIUM/VK/ERV/2M/EB)

<p>A</p>  <p>x1</p>	<p>B</p>  <p>x1</p>	<p>C</p>  <p>x1 M-142,5</p>	<p>D</p>  <p>x1</p>	<p>E</p>  <p>x1</p>
---	--	--	---	--

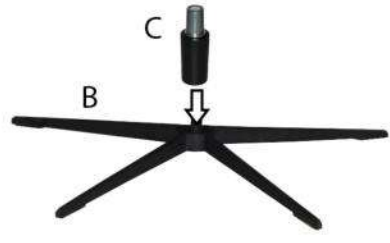


08-06-2024



<p>A</p>  <p>x1</p>	<p>B</p>  <p>x1</p>	<p>C</p>  <p>M-142,5</p> <p>x1</p>	<p>D</p>  <p>x1</p>	<p>E</p>  <p>x1</p>
--	---	--	--	---


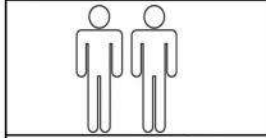
1

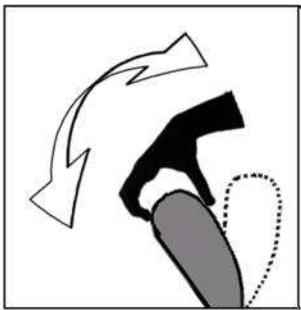


2

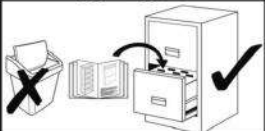



08-06-2024





08-06-2024



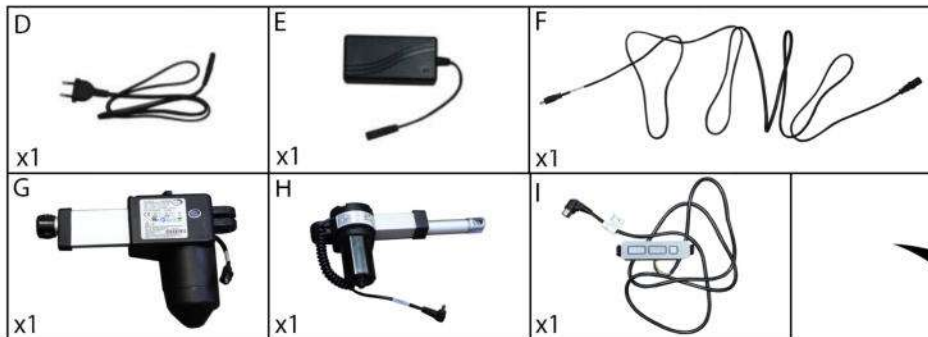
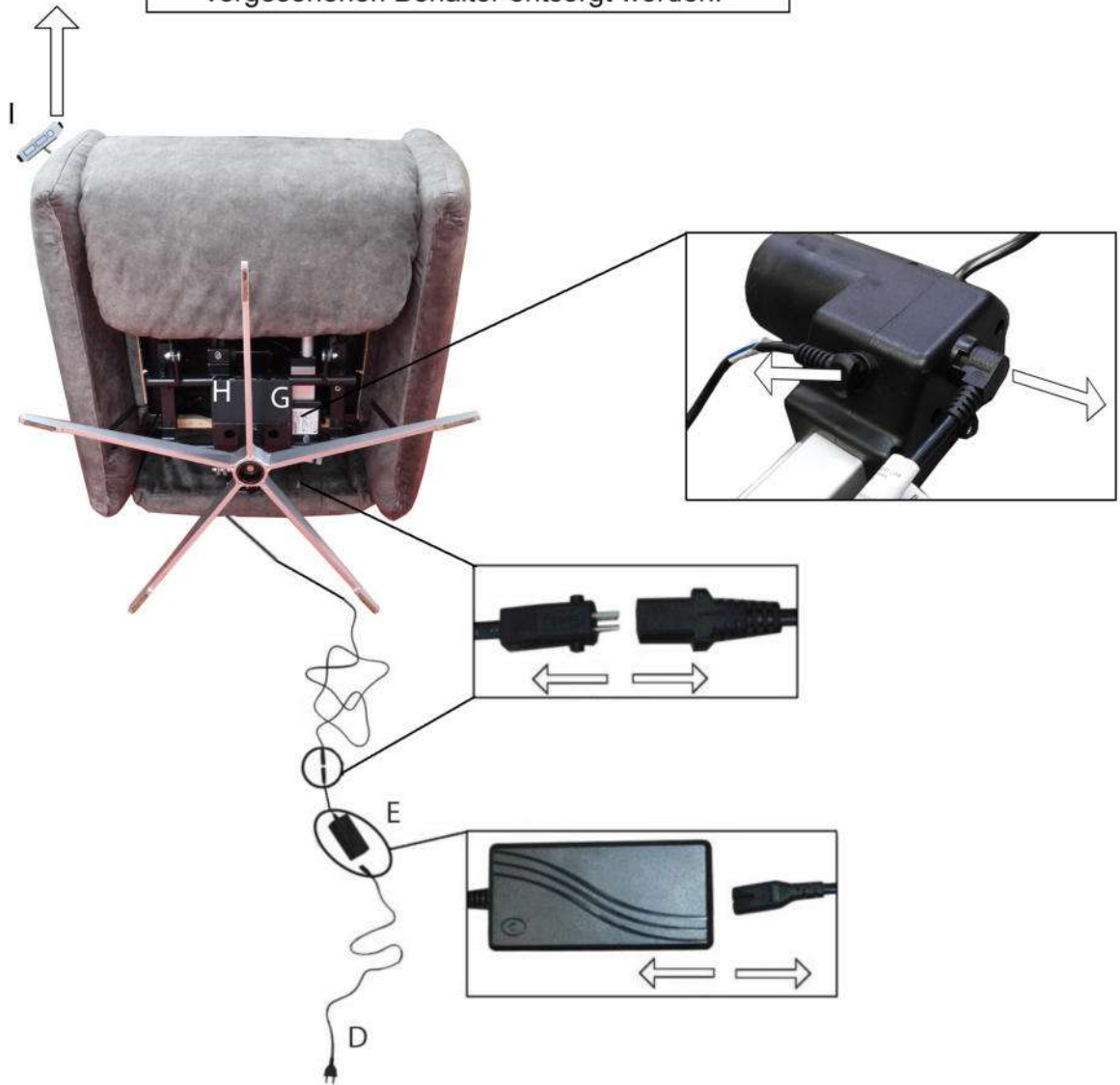
ERV/2M/EB



ACHTUNG!



Alle elektrischen Komponenten,
die in den Möbeln verwendet werden,
müssen in den für Elektroschrott
vorgesehenen Behälter entsorgt werden.



08-06-2024

